

NANO LED



Schröder





Design: A. Baré

CHARACTERISTICS - LUMINAIRE

Luminaire tightness level:	IP 66 ^(*)
Impact resistance:	IK 08 ^(**)
Nominal voltage:	230V - 50Hz
Electrical class:	II ^(*)
Weight (empty):	2,7kg

^(*) according to IEC - EN 60598

^(**) according to IEC - EN 62262

KEY ADVANTAGES

- Super compact luminaire in quality recyclable materials
- IP 66 tightness level
- LensoFlex®2 photometric engine with photometry adapted to various applications
- White LEDs (neutral white) with warm white for creating ambiance as an option
- Reduced maintenance
- FutureProof: easy replacement of the photometric engine and electronic assembly on-site
- Designed to incorporate Owlet range of control solutions
- Surge protection 10kV

DESCRIPTION

The Nano LED luminaire is a good example of eco-design. Based on the concept of miniaturisation, this luminaire combines a reduction in the amount of raw material used in its production with energy efficient LED technology, complemented with the photometric performance of the Schröder LensoFlex®2 engine. Simple and functional, the Nano LED can be used in all types of public lighting, be it road or urban, with side-entry mounting at a recommended height of 4 to 6 meters.

The body and cover of the Nano LED are made from painted die-cast aluminium alloy while the protector is composed of curved tempered glass.

The control gear is mounted on a plate that can be removed.

A silicone seal ensures an IP 66 protection level for the entire luminaire.

Colour: AKZO grey 900 sanded

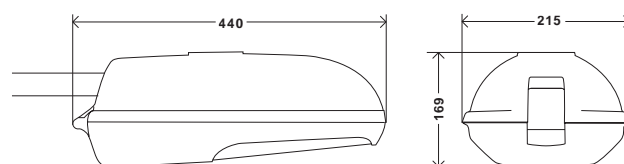
OPTIONS

- All RAL or AKZO colours
- Photoelectric cell
- Ø60mm side-entry mounting piece
- Warm white light (3000K)
- OWLET Remote management system
- Class I as option

DIMENSIONS - MOUNTING

Side-entry mounting Ø48mm or Ø60mm (option).

Fixation with 2 M8 screws.



NANO LED LED LIGHTING

HYPER-COMPACT LUMINAIRE

The concept of the Nano LED was based on the miniaturisation of our luminaires to cater for the arrival of smaller light sources, to provide greater creative freedom to designers but above all to reduce the amount of materials used in production. The Nano LED is distinguished therefore by its reduced size and weight (2.7kg) and the use of recyclable materials (aluminium and glass).

Its design is based on concern for the conservation of natural resources coupled with energy efficiency.

LENSOFLEX®2

Nano LED luminaires are equipped with second generation LensoFlex®2 photometric engines that have been specifically developed for lighting spaces where the well-being and safety of people using the environments are essential.

This system is based upon the addition principle of photometric distribution. Each LED is associated with a specific lens that generates the complete photometric distribution of the luminaire. It is the number of LEDs in combination with the driving current that determines the intensity level of the light distribution.


ENERGY SAVINGS OF UP TO 75%

The Nano LED luminaires integrate the latest cutting edge solutions. The combination of LED technology, a driver working within a constant flux system and a dimming system makes it possible to achieve energy savings of up to 75% compared with luminaires equipped with traditional light sources.

With this very favourable energy balance, the Nano LED luminaires contribute to the effective management of public finances and to the responsible use of energy.

FUTUREPROOF

Nano LED luminaires are designed to meet our FutureProof concept. Both the photometric engine and the electrical power supply can be replaced to take advantage of any future technological developments.



Cover made of painted die-cast aluminium

Surge protection

10 kV



LensoFlex®2 photometric engine equipped with LEDs and lenses adapted to the needs of the area to be lit

Closing lever made of extruded aluminium

Double hinge allowing the protector to swivel around

A thermal screen ensures the separation of the photometrical engine from the electronic compartment

Body made of painted die-cast aluminium

Removable control gear plate for easy removal

Silicone gasket providing an IP 66 tightness level for the entire luminaire

Protector made of tempered curved glass

Side-entry mounting on a Ø48 or Ø60mm (optional) bracket arm using 2 M8 screws



PHOTOMETRY

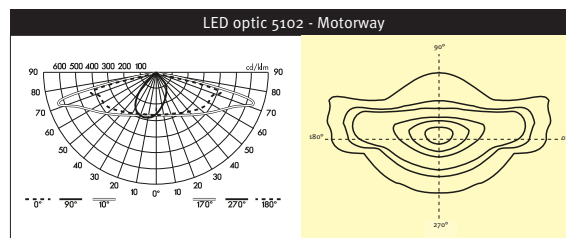
Nano LED - LensoFlex®2				Lifetime residual flux @ t_j 25°C ^(**)
Number of LEDs	Neutral white (4000K)	16 LEDs	24 LEDs	100,000 hours
Current: 350 mA	Nominal flux (lm)*	2400	3600	90%
	Power consumption (W)	18	27	
Current: 500 mA	Nominal flux (lm)*	3100	4700	
	Power consumption (W)	26	38	
Current: 700 mA	Nominal flux (lm)*	4000	-	80%
	Power consumption (W)	36	-	

^(*)The nominal flux is an indicative LED flux @ t_j 25°C based on LED manufacturer's data. The real flux output of the luminaire depends on environmental conditions (e.g. temperature and pollution) and the optical efficiency of luminaire. Nominal flux depends on the type of LED in use and likely to change in accordance with the continuous and rapid developments in LED technology.

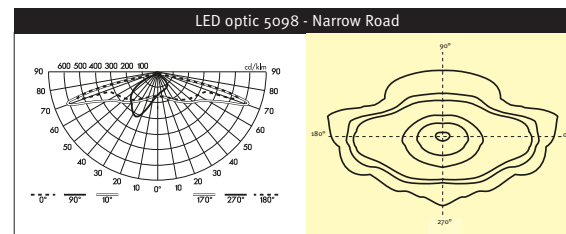

To follow the progress of the luminous efficiency of the LEDs used, please visit our website.

^(**)In accordance with IES LM-80 - TM-21.

LIGHT DISTRIBUTIONS



- LED optic Motorway (5102)
- For M3 classification according to CIE 115
- Distance between poles 4X mounting height, SR >50%



- LED optic narrow road (5098)
- For S classification according to CIE 115
- Distance between poles 5,5X mounting height



SAFETY



WELL-BEING



SUSTAINABILITY



SAVINGS



SOLUTIONS

